



CLEARVIEW

Radon and Soil Gas Control Information Guide

The New 2024 Ontario Building Code effective January 1st, 2025 now requires the rough-in for a subfloor depressurization system along with measures to provide protection from radon and soil gas ingress into a new buildings.

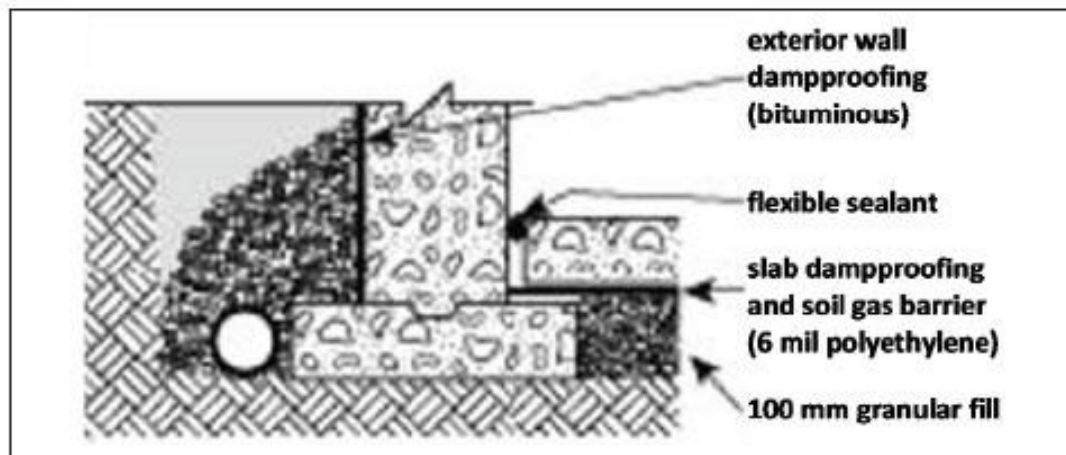
Radon Gas Barrier Requirements:

1. walls (bituminous dampproofing), and *OBC Reference: Sentence 9.13.4.2.(3), of Division B*
2. Under the basement floor slab using 6 mil polyethylene lapped not less than 300 mm, and *OBC Reference: Figures SB-9A or SB-9B of Supplementary Standard SB-9*
3. Sealing along the perimeter of the basement floor slab and at all penetrations using flexible sealant (polyurethane caulking).
OBC Reference: Clause 9.13.4.2.(4)(a), of Division B, and Supplementary Standard SB-9
4. Sump pump provided with a sealed cover designed to resist removal by children. *OBC Reference 9.14.5.2. of Division B.*

Note: Care must be taken when installing 6 mil polyethylene since it is prone to puncture. Please ensure the 6-mil polyethylene is adequately protected.

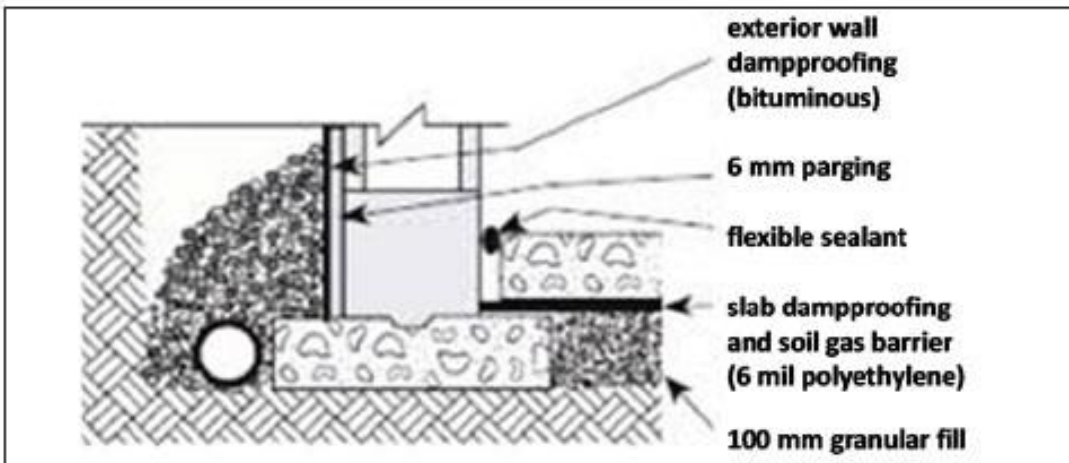
Sketch Drawings for Radon Gas Barrier.

Figure 1



Solid Foundation Wall

Figure 2



Hollow Foundation Wall

Subfloor Depression Rough-In Requirements:

1. A 100 mm diameter grey PVC pipe rough-in, *OBC Reference: Subsection 3.2., Sentences (1) through (5) of Supplementary Standard SB-9*
2. Minimum 150 mm granular material for a radius not less than 300 mm centered on the pipe, with the bottom of the pipe open to the granular,
3. The upper end of the pipe shall be provided with a removable sealed cap and labeled to indicate for "Radon Gas Removal Only".

Sketch Drawings for Subfloor Depression Rough-In

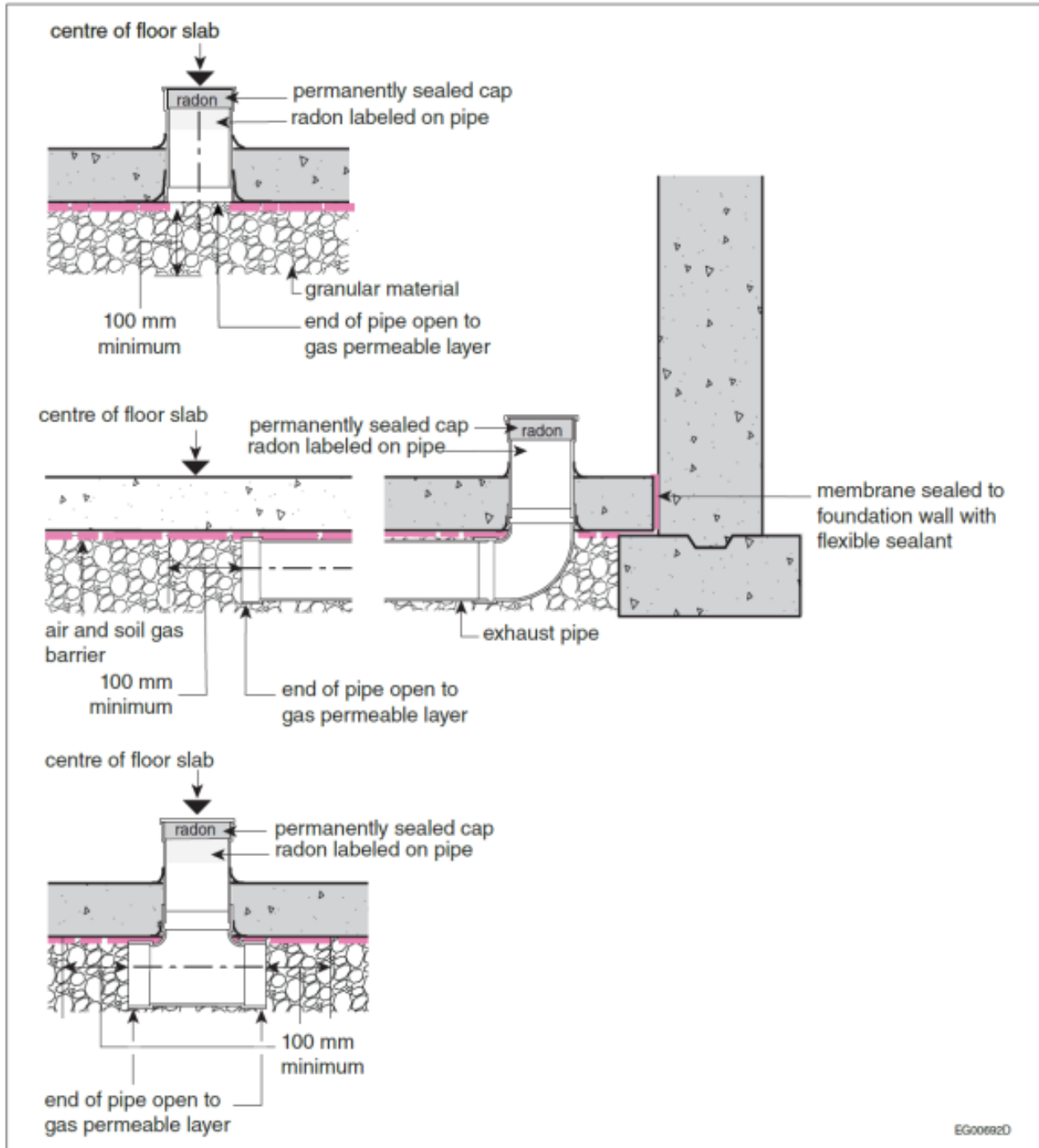


Figure 3 Note 150mm deep granular material required for a radius of 300mm at the centre of slab

Any Questions?

Phone: 705-428-6230 ext. 232

Web: www.clearview.ca

Office hours.

Monday to Friday

8:30am – 4:30pm